




Mokoia School Newsletter

office@mokoiaprimary.school.nz

Phone: 06 273 4106



Awards

Well done to Delilah, Alice, Arekaanara and Cael for amazing work done throughout the last week. Tu-meke awards to Seth and Haamiora.



Reading Spotlight

I had such a wonderful time teaching the Juniors this week. We read *The Gruffalo* for our big book, and it was so lovely to share with them a very obviously well-loved book.

A few times over the week, children had the chance to read the book during literacy choosing time. They freely choose to gather at the book and half read– half recite it together. At one point, we had 7 or 8 children gathered around, sharing this experience. One of our children acted out being the Gruffalo whilst the others were reading.

Whilst they know the book well, there is too much to memorise– so they had to read and decode words such as “poisonous” and “tongue” together. It reminded me how powerful, comforting and enjoyable familiar stories are for children. It also drove home the point that rereading books helps embed reading skills and helps children to practise important sight words in context. Seeing them supporting each other, doing something that would be hard for one person, and sharing such a lovely story together made my heart skip.

Dates for Your Diary

1 June	King's Birthday Celebrated School closed for instruction
5 June	Year 5/6 Bhana cup practise
12 June	BOT meeting 7pm
24 June (pp 1 July)	Year 5/6 Bhana cup tournament—TSB hub Cluster Kapa haka (Patea Area School)
2 July	Matariki Breakfast at school 8:30am
3 July	Last day of Term 2

A sincere thank you to KidsCan, who have recently welcomed us as one of their partner schools.

Your child should be coming home with a warm winter jacket and a sturdy pair of shoes accompanied by a pair of socks. We are just waiting on a few smaller sizes for the jackets, as the sizing was bigger than we expected. If your child is petite Junior, they may need to wait a little longer.


All jackets have been named. We ask that when your child outgrows the jacket, it is either passed on to a younger sibling, or returned to school. When they are returned, we will then swap it for the next size up.



Mokoia School Newsletter

office@mokoiaprimary.school.nz

Phone: 06 273 4106



Spellings


Junior Class
Year 1 (for 2 weeks)
Their own name
I
Am
Cat
see
a

Junior Class
Big
Small
So
But
Of
off

Senior Class– April/Sharni’s group
Liked
Smiled
Waved
Jogged
Flipped
Shaped
Tricked

Senior Class– Mrs. Hodge’s group
subzero
Subway
Subtitle
Submarine
Submerge
Subheading
Conductor

Senior Class– Level 6
Committee
Communicate
Community
Individual
Interfere
Interrupt
Bruise




Discovery Time This week we opened our Settlers’ Store– with grains and dried beans on sale. Children quickly got into character. They have loved measuring out the dried goods and packaging them for each other.

We have a new electricity kit in the electricity area, as our old one had lost a few pieces. Children have been making circuits that have made the propeller of the fan fly, lit up LEDs and sounded buzzers (we might be temporarily “losing” the buzzer– it was driving us nuts!).

In the painting area we have been using foam boards to etch designs into, and then used a very thick, goopy ink to print with. Children were fascinated to find out that the designs come out back to front.

On our blue table we have been teaching about perimeter, with the opportunity to measure this in “fences” or “cm”. We started out easy, using only rectangles or squares, and then later progressed to irregular shapes. Children used a variety of approaches to this problem.






Mokoia School Newsletter

office@mokoiaprimary.school.nz

Phone: 06 273 4106



Seniors



This week a majority of our maths and literacy time was spent completing standardised tests in reading, writing, and maths. These tests were computer based which was new for our students. They were very tricky, but I'm proud of the students who pushed through and gave them their best effort.

We did squeeze in a short lesson on inferencing in which we had to infer what someone was like based on their rubbish; a few students figured out by the end that I didn't *actually* steal someone's rubbish to look at! :) We also briefly continued working with subtraction, but next week we'll be going back to some basic place value concepts to make sure we have a solid understanding before moving forward to harder topics.

We had more uninterrupted time this week for topic time, in which we had another day down at the tennis courts, as well as practice doing basic coding with BeeBots. We also discussed early European explorers and settlers to New Zealand, such as sealers/whalers, missionaries, and traders. These lessons were a perfect preview to our visit to the Tawhiti Museum on Friday! It was exciting to see kids pointing out things in the exhibits that we'd talked about in class. Lots of great connections being made!






Mokoia School Newsletter

office@mokoiaprimary.school.nz

Phone: 06 273 4106



Juniors

This week we have been learning about symmetry, shapes, perimeter and area. We have also been practising our ten times tables and our addition and subtraction skills.

In literacy we have been learning about “ar” digraph. The children picked this up quickly, especially when they realised that they could use it to spell “fart” and that they could then add –ing, -ed or –s to this word to create more! We also fleetingly looked at other suffixes, such as “ness” for “darkness” and “est” to create the “most” - e.g. “smallest”, “biggest” etc.

The Year 1 children have been learning the letter C, and beginning to blend sounds together to make words, like “c-at”. We are strongly modelling and encouraging them to hear the first sound in words, to help them start sounding out words for themselves.

“The Gruffalo” has been a huge hit with our children. We have been using it to teach inference skills (e.g. “why did the owl want the mouse to come to tea?” “Why did he leave?”). We have also been focusing on descriptions. Children have had to write clues about different characters from the book, to help the reader guess which character is “hiding” on the other side of the page. Next week we will use it to dive further into punctuation.

In handwriting we have been writing lower case “d”. We have a cool little saying to help us remember how to form it- “start at the shoulder, around the dinosaur’s bottom, up his neck and down to his feet” Get your child to show you!

In art we have been looking making colours lighter by adding white. In science we learned that dark means that there isn’t light, and that light bouncing off of objects is what allows us to see. We made a dark den and shone lights into it to illuminate different parts of it, looked at how dark objects in a dark bag were almost impossible to see, but light coloured objects could be seen with very little light, and sorted pictures of sources of light from objects that were not sources of light.

