




Mokoia School Newsletter

office@mokoiaprimary.school.nz

Phone: 06 273 4106



Awards

Well done to Hayley, Lilly, Ezra and Cael for amazing work done throughout the last week. Tumeke awards to Roc-co and Ivy.



Dates for Your Diary

8 May	Year 5/6 Bhana cup practise
8 May	BOT meeting 7pm
15 May	Trip to Tawhiti Museum 2 parents and vehicles needed
22 May	Year 5/6 Bhana cup practise
27 May (pp. 29 May)	Year 5/6 Rippa tournament
1 June	King's Birthday Celebrated School closed for instruction
5 June	Year 5/6 Bhana cup practise
12 June	BOT meeting 7pm
24 June (pp 1 July)	Year 5/6 Bhana cup tournament—TSB hub
2 July	Cluster Kapa haka (Patea Area School)
3 July	Matariki Breakfast at school 8:30am Last day of Term 2

A huge thank you to Kids Can, who have recently signed us up as one of their schools. They have provided food for this term, and will continue to provide food so long as they are able to.

We have decided to distribute this in a couple of ways. Firstly, we will use it to meet individual needs of children who don't have lunch with them— for whatever reason that may be.

Secondly, we will provide warm meals for all children, every Wednesday, throughout the winter (and hopefully beyond).

You should have had a flyer letting you know what will be provided each week. A huge thank you to Monica for organising this all, and for offering to prepare the food every Wednesday. If you would like to help her out in the kitchen, please contact her.


School Growth Committee

Thank you to those who attended today's meeting. We appreciate your time and efforts into helping our school grow in size.





Mokoia School Newsletter



of-

Phone: 06 273 4106

Spellings

Junior Class
Going
Get
Got
Not
Looking
At

Senior Class– April/Sharni's group
Jumped
Painted
Hunted
Skipped
Spotted
Chopped
Patted

Senior Class– Mrs. Hodge's group
Antibiotic
Antifreeze
Anticlockwise
Antiseptic
Antisocial
Anticlimax

Senior Class– Level 6
Scarves
Thieves
Loaves
Mosquitoes
Potatoes
Wolves
Echoes

Ukulele

On Wednesday afternoons, we rotate the children around to learn music, IT and te reo Māori. The children get 20 minutes of each subject, and the teachers get to teach one of the specialty subjects.

This year we would like to teach our year 5 and 6 children how to play the ukulele. If you have a tune-able ukulele, please could your child bring it in on a Wednesday. We have 6 ukulele already, but would love to have enough for us all to play at the same time (so not sharing). It would also mean that your child could practice at home too– which makes a huge difference.

This starts this Wednesday– 25th March

Discovery Time

This week the puppet theatre has been in full swing. Children have loved making up puppet shows for their friends, and amazingly, the most popular feature has been the pretend buttery popcorn!

Each day we have had a cooking team making ANZAC biscuits for the school. We have focused on following written instructions, as well as accurate measuring. We talked to the children about how ANZAC biscuits came about, and a little about who the ANZACs were and why we have ANZAC day. A variety of books about ANZACs and WW1 and WW2 have been available in the library. We have also been following instructions (either written or videoed) of how to make a variety of paper aeroplanes. Children have been able to see that as they engineer the paper 'planes differently they can create different effects– speed, distance or tricks.



Children have also been practicing their typing skills and playing maths games on the chrome books and iPads.






Mokoia School Newsletter

office@mokoiaprimary.school.nz

Phone: 06 273 4106



This week in literacy we read books to better understand the meaning of Anzac day. We read the book Dawn Parade, and many students were able to connect the events in the book to a dawn parade they have attended in real life. We also read the story The Bantam and the Soldier, and discussed what life must have been like for soldiers who went off to war. We listened to the Last Post and read the poem In Flanders Fields. This poem has advanced words, but once we discussed the meaning and put it into child-friendly language, the students could understand the author's purpose and how



this poem has influenced how we use the poppy as a symbol of Anzac day.


We have been focused on our times tables this week in maths! Many of the year 4 students are still working to learn their times tables for the first time, and the older students are working to gain fluency and extend their thinking relating to times tables. Many students are using flash-cards, games, and songs to gain familiarity through repetition. Those who feel confident through their 12s were working on multiplying their basic facts times 10s or 100s ($50 \times 3 = 150$), or going backwards and dividing using their basic fact knowledge.

These multiplication skills will help us do computations in our head faster as we do more advanced maths.

And finally, we finished our art unit by creating beautiful acrylic paintings,



using Georgia O'Keeffe's work as a model. The students did a fabulous job paying attention to the vibrant colours and shading she used as they worked to add those details to their own paintings.






Mokoia School Newsletter

office@mokoiaprimary.school.nz

Phone: 06 273 4106



Juniors

This week we have been learning about 2D and 3D shapes, and how to categorise them through their features. We have been learning to recognise different features of 3D shapes, in particular the different between a straight and round face. We learned that when a shape has a curved face, it can continue to move after it is pushed (e.g. it might wobble or roll). But on a flat or straight face, the shape only moves when you are exerting energy (pushing it).



In literacy we have been learning about “magic e” (which isn’t really magic, but makes the short vowels say their name). We have also been looking at “ing” verbs and looking at how the “magic e” (split digraph) loses the “e”



when you add “ing” - for example “make” turns to “making”.

We have been reading “Fantail, Fantail” and doing our own writing using speech bubbles and this week’s spelling words.

In handwriting we have been writing lower case “e”. We have a cool little saying to help us remember how to form it- “along the bridge, over the bridge, under the bridge and kick the troll”. Get your child to show you!

In art we have been looking at primary colours and how to mix them to make secondary colours. The children were very excited that they could make new colours. Most of the children chose to free paint when they have finished their work, and were very interested in making different colours and different shades of the same colour.

